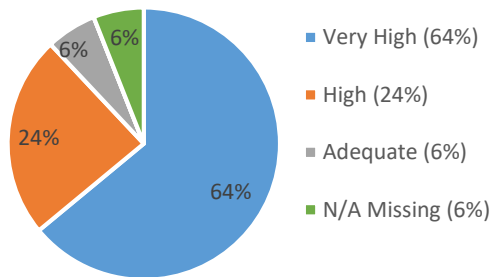


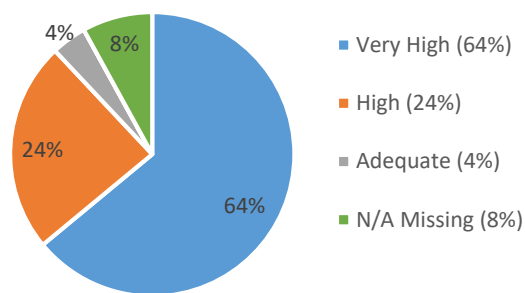
**CIPhER 2018 Summer Institute in Evidence-based Teaching & Course Design
Overall Summary of Daily Feedback from Participants, May 21 – 24, 2018**

At the end of each morning’s seminar and workshop sessions, the 50 *Summer Institute* participants were asked to rate the overall value of what they had learned, the overall quality of the two morning sessions and the overall effectiveness of each morning’s presenter. The graphs and chart below are simply a summary of participants’ responses aggregated and averaged across the four days.

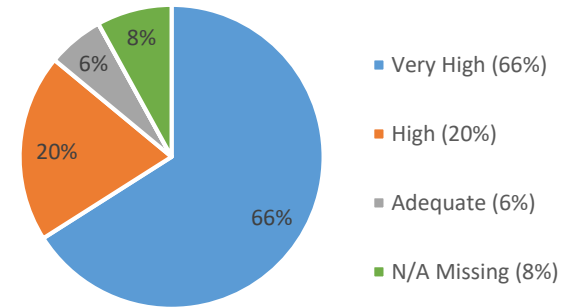
Overall value of what I learned



Overall quality of the session



Overall effectiveness of presenters



Participant Feedback	Mean	Std Dev	5 Very High		4 High		3 Adequate		2 Low		1 Very Low		N/A & Missing
			%	#	%	#	%	#	%	#	%	#	
1. Overall <u>value</u> of what I learned	4.7	0.1	64	32	24	12	6	3	0	0	0	0	3
2. Overall <u>quality</u> of the session	4.7	0.1	64	32	24	12	4	2	0	0	0	0	4
3. Overall <u>effectiveness</u> of the presenters	4.7	0.2	66	33	20	10	6	3	0	0	0	0	4